


CLAUSE 35
Introductory sub-table (I)(a)

NAME OF THE COMPANY : MPS LIMITED
 SCIP CODE : 532440 , NAME OF THE SCIP : MPS LIMITED , CLASS OF SECURITY : EQUITY
 QUARTER ENDED : 30-09-2015
 SHAREHOLDING PATTERN AS ON : 30-Sep-2015

Partly paid-up shares:-	No. of partly paid-up shares	As a % of total no. of partly paid-up shares	As a % of total no. of shares of the company
Held by promoter/promoter group	NIL	NIL	NIL
Held by public	NIL	NIL	NIL
Total - D	NIL	NIL	NIL
Outstanding convertible securities:-	No. of outstanding securities	As a % of total no. of outstanding convertible securities	As a % of total no. of shares of the company, assuming full conversion of the convertible securities
Held by promoter/promoter group	NIL	NIL	NIL
Held by public	NIL	NIL	NIL
Total - E	NIL	NIL	NIL
Warrants:-	No. of warrants	As a % of total no. of warrants	As a % of total no. of shares of the company, assuming full conversion of warrants
Held by promoter/promoter group	NIL	NIL	NIL
Held by public	NIL	NIL	NIL
Total - F	NIL	NIL	NIL
Total paid-up capital of the company, assuming full Conversion of warrants and convertible securities	18616926	NIL	NIL



NAME OF THE COMPANY : MPS LIMITED
SCRIP CODE : 532440 , NAME OF THE SCRIP : MPS LIMITED , CLASS OF SECURITY : EQUITY
QUARTER ENDED : 30-09-2015
SHAREHOLDING PATTERN AS ON : 30-Sep-2015

STATEMENT SHOWING SHAREHOLDING PATTERN
TABLE (I)(a)

CATE GORY CODE	CATEGORY OF SHARE HOLDER	NO.OF HOLDERS	TOTAL NO.OF SHARES	SHARES IN DEMAT	TOTAL SHAREHOLDING AS A PERCENTAGE OF TOTAL NUMBER OF SHARES	SHARES PLEDGED OR OTHERWISE ENCUMBERED	
(I)	(II)	(III)	(IV)	(V)	AS A % OF (A+B) (VI)	AS A % OF (A+B+C) (VII)	Number of shares (VIII) As a percentage (IX)= (VIII)/(IV)*100
A.	SHAREHOLDING OF PROMOTER AND PROMOTER GROUP						
1.	INDIAN						
a.	INDIVIDUALS/HINDU UNDIVIDED FAMILY	0	0	0	0.0000	0.0000	0
b.	CENTRAL GOVERNMENT/ STATE GOVERNMENT(S)	0	0	0	0.0000	0.0000	0
c.	BODIES CORPORATE	1	12616996	12616996	67.7716	67.7716	0
d.	FINANCIAL INSTITUTIONS/ BANKS	0	0	0	0.0000	0.0000	0
e.	ANY OTHER						
	SUB - TOTAL (A)(1)	1	12616996	12616996	67.7716	67.7716	0
2.	FOREIGN						
a.	INDIVIDUALS (NON- RESIDENT INDIVIDUALS/ FOREIGN INDIVIDUALS)	0	0	0	0.0000	0.0000	0
b.	BODIES CORPORATE	0	0	0	0.0000	0.0000	0
c.	INSTITUTIONS	0	0	0	0.0000	0.0000	0
d.	QUALIFIED FOREIGN INVESTOR	0	0	0	0.0000	0.0000	0
e.	ANY OTHER						
	SUB - TOTAL (A)(2)	0	0	0	0.0000	0.0000	0
	TOTAL SHARE HOLDING OF PROMOTER AND PROMOTER GROUP (A) = (A)(1)+(A)(2)	1	12616996	12616996	67.7716	67.7716	0





CLAUSE 35
Introductory sub-table (I)(a)

NAME OF THE COMPANY : MPS LIMITED
 SCRIP CODE : 532440 , NAME OF THE SCRIP : MPS LIMITED , CLASS OF SECURITY : EQUITY
 QUARTER ENDED : 30-09-2015
 SHAREHOLDING PATTERN AS ON : 30-Sep-2015

STATEMENT SHOWING SHAREHOLDING PATTERN
TABLE (I)(a)

CATE GORY CODE	CATEGORY OF SHARE HOLDER	NO.OF HOLDERS	TOTAL NO.OF SHARES	SHARES IN DEMAT	TOTAL SHAREHOLDING AS A PERCENTAGE OF TOTAL NUMBER OF SHARES		SHARES PLEDGED OR OTHERWISE ENCUMBERED	
(I)	(II)	(III)	(IV)	(V)	AS A % OF (A+B) (VI)	AS A % OF (A+B+C) (VII)	Number of shares (VIII)	As a percentage (IX)= (VIII)/(IV)*100
B. PUBLIC SHAREHOLDING								
1. INSTITUTIONS								
a.	MUTUAL FUNDS/UTI	7	952639	952639	5.1170	5.1170	NA	NA
b.	FINANCIAL INSTITUTIONS/ BANKS	2	2434	2434	0.0130	0.0130	NA	NA
c.	CENTRAL GOVERNMENT/ STATE GOVERNMENT(S)	0	0	0	0.0000	0.0000	NA	NA
d.	VENTURE CAPITAL FUNDS	0	0	0	0.0000	0.0000	NA	NA
e.	INSURANCE COMPANIES	0	0	0	0.0000	0.0000	NA	NA
f.	FOREIGN INSTITUTIONAL INVESTORS	13	951590	951590	5.1114	5.1114	NA	NA
g.	FOREIGN VENTURE CAPITAL INVESTORS	0	0	0	0.0000	0.0000	NA	NA
h.	QUALIFIED FOREIGN INVESTOR	0	0	0	0.0000	0.0000	NA	NA
i.	ANY OTHER							
	Foreign Portfolio Investor (Corporate) Category II	1	1086	1086	0.0058	0.0058	NA	NA
	Foreign Portfolio Investor (Corporate) Category III	1	2454	2454	0.0131	0.0131	NA	NA
		2	3540	3540	0.0190	0.0190	NA	NA
SUB - TOTAL (B)(1)		24	1910203	1910203	10.2605	10.2605	NA	NA




CLAUSE 35
Introductory sub-table (I)(a)



NAME OF THE COMPANY : MPS LIMITED
SCRIP CODE : 532440 , NAME OF THE SCRIP : MPS LIMITED , CLASS OF SECURITY : EQUITY
QUARTER ENDED : 30-09-2015
SHAREHOLDING PATTERN AS ON : 30-Sep-2015

STATEMENT SHOWING SHAREHOLDING PATTERN
TABLE (I)(a)


CATE GORY CODE	CATEGORY OF SHARE HOLDER	NO.OF HOLDERS	TOTAL NO.OF SHARES	SHARES IN DEMAT	TOTAL SHAREHOLDING AS A PERCENTAGE OF TOTAL NUMBER OF SHARES	SHARES PLEDGED OR OTHERWISE ENCUMBERED	
(I)	(II)	(III)	(IV)	(V)	AS A % OF (A+B) (VI)	AS A % OF (A+B+C) (VII)	Number of shares (VIII) As a percentage (IX)= (VIII)/(IV)*100
2.	NON-INSTITUTIONS						
a.	BODIES CORPORATE	304	354494	354494	1.9041	1.9041	NA NA
b.	INDIVIDUALS -						
	I INDIVIDUAL SHAREHOLDERS HOLDING NOMINAL SHARE CAPITAL UPTO RS. 1 LAKH	8000	2246620	2219955	12.0676	12.0676	NA NA
	II INDIVIDUAL SHAREHOLDERS HOLDING NOMINAL SHARE CAPITAL IN EXCESS OF RS. 1 LAKH	38	876321	876321	4.7071	4.7071	NA NA
c.	QUALIFIED FOREIGN INVESTOR	0	0	0	0.0000	0.0000	NA NA
d.	ANY OTHER						
	CLEARING MEMBERS	30	9760	9760	0.0524	0.0524	NA NA
	DIRECTORS AND THEIR RELATIVES	1	9731	9731	0.0522	0.0522	NA NA
	FOREIGN NATIONALS	2	600	600	0.0032	0.0032	NA NA
	HINDU UNDIVIDED FAMILIES	368	350087	350087	1.8804	1.8804	NA NA
	NON RESIDENT INDIANS	259	242114	242114	1.3005	1.3005	NA NA
		660	612292	612292	3.2888	3.2888	NA NA
	SUB - TOTAL (B)(2)	9002	4089727	4063062	21.9677	21.9677	NA NA
	TOTAL PUBLIC SHAREHOLDING (B) = (B)(1)+(B)(2)	9026	5999930	5973265	32.2283	32.2283	NA NA
	TOTAL (A)+(B)	9027	18616926	18590261	100.0000	100.0000	0 0.0000



CATEGORY CODE	CATEGORY OF SHARE HOLDER	NO. OF HOLDERS	TOTAL NO. OF SHARES	SHARES IN DEMAT	TOTAL SHAREHOLDING AS A PERCENTAGE OF TOTAL NUMBER OF SHARES		SHARES PLEDGED OR OTHERWISE ENCUMBERED	
(I)	(II)	(III)	(IV)	(V)	AS A % OF (A+B) (VI)	AS A % OF (A+B+C) (VII)	Number of shares (VIII)	As a percentage (IX)= (VIII)/(IV)*100
C. SHARES HELD BY CUSTODIANS AND AGAINST WHICH DEPOSITORY RECEIPTS HAVE BEEN ISSUED								
	Promoter and Promoter Group	0	0	0	0.0000	0.0000	NA	NA
	Public	0	0	0	0.0000	0.0000	NA	NA
	TOTAL CUSTODIAN (C)	0	0	0	0.0000	0.0000	NA	NA
GRAND TOTAL (A)+(B)+(C)								
		9027	18616926	18590261		100.0000	0	0.0000




Sr.No	Name of the shareholder	Details of Shares held		Encumbered shares (%)			Details of warrants		Details of convertible securities		Total shares (including underlying shares assuming full conversion of warrants and convertible securities) as a % of diluted share capital
		No. of Shares held	As a % of grand total (A)+(B)+(C)	No. of Shares held	As a percentage	As a % of grand total (A)+(B)+(C) of sub-clause (I)(a)	Number of warrants held	As a % total number of warrants of the same class	Number of convertible securities held	As a % total number of convertible securities of the same class	(XII)
(I)	(II)	(III)	(IV)	(V)	(VI) = (V) / (III) * 100	(VII)	(VIII)	(IX)	(X)	(XI)	(XII)
1	ADI BPO SERVICES LIMITED	12616996	67.7716	0	0.0000	0.0000	0	0.0000	0	0.0000	67.7716
	TOTAL	12616996	67.7716	0	0.0000	0.0000	0	0.0000	0	0.0000	67.7716



MPS LIMITED

(I)(c)(i) Statement showing holding of securities (including shares, warrants, convertible securities) of persons belonging to the category "Public" and holding more than 1% of the total number of shares - 30-Sep-2015

Sr.No	Name of the shareholder	No. of Shares held	Shares as a percentage of total number of shares (i.e., Grand Total (A)+(B)+(C) indicated in Statement at para(I)(a) above)	Details of warrants		Details of convertible securities		Total shares (including underlying shares assuming full conversion of warrants and convertible securities) as a % of diluted share capital
				Number of warrants held	As a % total number of warrants of the same class	Number of convertible securities held	% w.r.t total number of convertible securities of the same class	
1	GOLDMAN SACHS INDIA FUND LIMITED	631739	3.3933	0	0.0000	0	0.0000	3.3933
2	HDFC TRUSTEE COMPANY LIMITED - HDFC PRUDENCE FUND	831129	4.4643	0	0.0000	0	0.0000	4.4643
	TOTAL	1462868	7.8577	0	0.0000	0	0.0000	7.8577





(I)(c)(ii) Statement showing holding of securities (including shares, warrants, convertible securities) of persons (together with PAC) belonging to the category "Public" and holding more than 5% of the total number of shares of the company - 30-Sep-2015



Sr.No	Name(s) of the shareholder(s) and the Persons Acting in Concert (PAC) with them	No. of Shares held	Shares as a percentage of total number of shares (i.e., Grand Total (A)+(B)+(C) indicated in Statement at para(I)(a) above)	Details of warrants		Details of convertible securities		Total shares (including underlying shares assuming full conversion of warrants and convertible securities) as a % of diluted share capital
				Number of warrants held	As a % total number of warrants of the same class	Number of convertible securities held	% w.r.t total number of convertible securities of the same class	
	NIL							



SL.NO	NAME OF THE SHARE HOLDER	NUMBER OF LOCKED IN SHARES	LOCKED IN SHARES AS A % OF TOTAL NUMBER OF SHARES {i.e., GRAND TOTAL (A)+(B)+(C) INDICATED IN STATEMENT AT PARA (I)(a) ABOVE}	Promoter / Promoter Group / Public
	NIL			



SL.NO	TYPE OF OUTSTANDING DR (ADRs, GDRs, SDRs, etc.)	NUMBER OF OUTSTANDING DRs	NUMBER OF SHARES UNDERLYING OUTSTANDING DRs	SHARES UNDERLYING OUTSTANDING DRs AS A % OF TOTAL NUMBER OF SHARES (i.e., GRAND TOTAL (A)+(B)+(C) INDICATED IN STATEMENT AT PARA (I)(a) ABOVE)
	NIL			



MPS LIMITED

(II)(b) STATEMENT SHOWING HOLDING OF DEPOSITORY RECEIPTS (DRs), WHERE UNDERLYING SHARES HELD BY
PROMOTER/PROMOTER GROUP ARE IN EXCESS OF 1% OF THE TOTAL NUMBER OF SHARES - 30-Sep-2015


SL.NO.	NAME OF THE DR HOLDER	TYPE OF OUTSTANDING DR (ADRs, GDRs, SDRs,etc.)	NUMBER OF SHARES UNDERLYING OUTSTANDING DRs	SHARES UNDERLYING OUTSTANDING DRs AS A % OF TOTAL NUMBER OF SHARES (i.e., GRAND TOTAL (A)+(B)+(C) INDICATED IN STATEMENT AT PARA (I)(a) ABOVE}
	NIL			



MPS LIMITED

(III)(a) STATEMENT SHOWING THE VOTING PATTERN OF SHAREHOLDERS, IF MORE THAN ONE CLASS OF SHARES / SECURITIES IS ISSUED BY THE ISSUER.

CATEGORY OF SHARE HOLDER		NUMBER OF VOTING RIGHTS HELD IN EACH CLASS OF SECURITIES			TOTAL VOTING RIGHTS (III+IV+V)	TOTAL VOTING RIGHTS i.e.(VI)	
(I)	(II)	CLASS X (III)	CLASS Y (IV)	CLASS Z (V)	(VI)	AS A % OF (A+B) (VII)	AS A % OF (A+B+C) (VIII)
(A) PROMOTER AND PROMOTER GROUP							
(1) INDIAN							
(a) INDIVIDUALS/HINDU UNDIVIDED FAMILY		—	—	—	—	—	—
(b) CENTRAL GOVERNMENT / STATE GOVERNMENT(S)		—	—	—	—	—	—
(c) BODIES CORPORATE		12616996	—	—	12616996	67.7716	67.7716
(d) FINANCIAL INSTITUTIONS / BANKS		—	—	—	—	—	—
(e) ANY OTHER (SPECIFY)		—	—	—	—	—	—
SUB-TOTAL(A)(1)		12616996	—	—	12616996	67.7716	67.7716
(2) FOREIGN							
(a) INDIVIDUALS (NON-RESIDENT INDIVIDUALS / FOREIGN INDIVIDUALS)		—	—	—	—	—	—
(b) BODIES CORPORATE		—	—	—	—	—	—
(c) INSTITUTIONS		—	—	—	—	—	—
(d) ANY OTHER		—	—	—	—	—	—
SUB-TOTAL(A)(2)		—	—	—	—	—	—
TOTAL SHAREHOLDING OF PROMOTER AND PROMOTER GROUP (A)=(A)(1)+(A)(2)		12616996	—	—	12616996	67.7716	67.7716



(III)(a) STATEMENT SHOWING THE VOTING PATTERN OF SHAREHOLDERS, IF MORE THAN ONE CLASS OF SHARES / SECURITIES IS ISSUED BY THE ISSUER.

(I)	(II)	(III)	(IV)	(V)	(VI)	(VII)	(VIII)
(B) PUBLIC SHAREHOLDING							
(1) INSTITUTIONS							
(a) MUTUAL FUNDS / UTI	952639	—	—	—	952639	5.1170	5.1170
(b) FINANCIAL INSTITUTIONS / BANKS	2434	—	—	—	2434	0.0130	0.0130
(c) CENTRAL GOVERNMENT / STATE GOVERNMENT(S)	—	—	—	—	—	—	—
(d) VENTURE CAPITAL FUNDS	—	—	—	—	—	—	—
(e) INSURANCE COMPANIES	—	—	—	—	—	—	—
(f) FOREIGN INSTITUTIONAL INVESTORS	951590	—	—	—	951590	5.1114	5.1114
(g) FOREIGN VENTURE CAPITAL INVESTORS	—	—	—	—	—	—	—
(h) ANY OTHER (SPECIFY) <i>Investor Category II (Corporate)</i>	1086	—	—	—	1086	0.0058	0.0058
<i>Investor Category III (Corporate)</i>	2454	—	—	—	2454	0.0131	0.0131
SUB-TOTAL(B)(1)	1910203	—	—	—	1910203	10.2605	10.2605
(2) NON-INSTITUTIONS							
(a) BODIES CORPORATE	354494	—	—	—	354494	1.9041	1.9041
(b) INDIVIDUALS -							
I. INDIVIDUAL SHAREHOLDERS HOLDING NOMINAL SHARECAPITAL UP TO RS. 1 LAKH	2246620	—	—	—	2246620	12.0676	12.0676
II. INDIVIDUAL SHAREHOLDERS HOLDING NOMINAL SHARECAPITAL IN EXCESS OF RS. 1 LAKH	876321	—	—	—	876321	4.7071	4.7071
(c) ANY OTHER (SPECIFY) <i>Clearing Member</i>	9760	—	—	—	9760	0.0524	0.0524
<i>Director & their Relatives</i>	9731	—	—	—	9731	0.0522	0.0522
<i>Foreign Nationals</i>	600	—	—	—	600	0.0032	0.0032
<i>HUF</i>	350087	—	—	—	350087	1.8804	1.8804
<i>URI</i>	242114	—	—	—	242114	1.3005	1.3005
SUB-TOTAL(B)(2)	4089727	—	—	—	4089727	21.9677	21.9677
TOTAL PUBLIC SHAREHOLDING (B)=(B)(1)+(B)(2)	5999930	—	—	—	5999930	32.2283	32.2283
TOTAL (A)+(B)	118616926	—	—	—	118616926	100.0000	100.0000
(C) SHARES HELD BY CUSTODIANS AND AGAINST WHICH DEPOSITORY RECEIPTS HAVE BEEN ISSUED	—	—	—	—	—	—	—
GRAND TOTAL (A)+(B)+(C)	118616926	—	—	—	118616926	100.0000	100.0000

