



**MPS Limited**

A-1, Tower A, 4th Floor, Windsor IT Park, Sector 125, Noida  
Tel: +91 120 4599 750

**Ref:** MPSL/SE/39/2025-26

**Date:** 19 July 2025

**National Stock Exchange of India Limited**

Exchange Plaza, 5th Floor, Plot no. C/1,  
G Block, Bandra - Kurla Complex, Bandra (East),  
Mumbai - 400 051, India

**Symbol:** MPSLTD

**ISIN:** INE943D01017

**BSE Limited**

Department of Corporate Services  
Phiroze Jeejeebhoy Towers  
Dalal Street, Mumbai- 400001, India

**Scrip Code:** 532440

**ISIN:** INE943D01017

**Sub: Submission of Newspaper Publication of Un-Audited Financial Results for the First Quarter (Q1) ended 30 June 2025.**

Pursuant to the Regulations 47 of SEBI (Listing Obligations and Disclosure Requirements) Regulations, 2015, please find enclosed herewith newspaper publication of Un-Audited Financial Results of the Company for the First Quarter (Q1) ended 30 June 2025 as published in "Financial Express" (All Editions) and "Makkal Kural" (Tamil Newspaper, Chennai Edition).

This is for your kind information and records.

Yours Faithfully,  
For **MPS Limited**

**Raman Sapra**  
Company Secretary and Compliance Officer

**Encl:** As Above

[www.mpslimited.com](http://www.mpslimited.com)

# FINANCIAL EXPRESS-AHEMDABAD EDITION- 19 JULY 2025

WWW.FINANCIALEXPRESS.COM

SATURDAY, JULY 19, 2025

FINANCIAL EXPRESS

21

<b>MPS MPS LIMITED</b> Registered Office: 4th Floor, R.R Towers IV, Super A, 16/17, T.V.K. Industrial Estate, Guindy, Chennai-600 032 Corporate Office: A-1, Tower A, 4th Floor, Windsor IT Park, Sector 125, Noida, Uttar Pradesh-201 303, CIN: L22122TN1970PLC005795 Tel: +91 44 49162222, Email: investors@mpslimited.com, Website: www.mpslimited.com						
Extract of Unaudited Financial Results for the Quarter Ended 30 June 2025						
Particulars	Standalone			Consolidated		
	Quarter Ended	Previous Year Ended	Corresponding quarter ended in the previous year	Quarter Ended	Previous Year Ended	Corresponding quarter ended in the previous year
	30-June-2025	31-March-2025	30-June-2024	30-June-2025	31-March-2025	30-June-2024
	(Unaudited)	(Audited)	(Unaudited)	(Unaudited)	(Audited)	(Unaudited)
Total Income from operations	9,963	35,134	8,086	18,628	72,689	18,072
Net Profit for the period before tax	3,783	14,516	3,563	4,950	20,113	3,608
Net Profit for the period after tax	2,875	11,000	2,714	3,524	14,891	2,589
Total Comprehensive Income for the period	2,741	11,116	2,688	3,499	15,256	2,565
Equity Share Capital	1,711	1,711	1,711	1,711	1,711	1,711
Other Equity	33,336	33,336	35,398	46,133	46,133	44,271
	(As on 31st March, 2025)	(As on 31st March, 2025)	(As on 31st March, 2024)	(As on 31st March, 2025)	(As on 31st March, 2025)	(As on 31st March, 2024)
<b>Earnings per equity share (not annualised for quarters)</b>						
Basic (INR)	16.95	64.86	16.00	20.78	87.80	15.27
Diluted (INR)	16.93	64.81	15.99	20.76	87.73	15.26


**Notes :**

- The above standalone and consolidated unaudited financial results for the quarter ended 30 June 2025, have been reviewed by the Audit Committee and upon their recommendation approved by the Board of Directors of the Company at their meeting held on 18 July 2025. The Statutory Auditors of the Company have carried out limited review of the financial results for the quarter ended 30 June 2025 and an unmodified review report has been issued.
- The above is an extract of the detailed format of standalone and consolidated unaudited financial results for the quarter ended 30 June 2025 filed with the Stock Exchanges under Regulation 33 of the SEBI (Listing Obligations and Disclosure Requirements) Regulations, 2015. The full format of the standalone and consolidated unaudited financial results for the quarter ended 30 June 2025 are available on the Stock Exchanges websites ([www.bseindia.com](http://www.bseindia.com) / [www.nseindia.com](http://www.nseindia.com)) and Company's website ([www.mpslimited.com](http://www.mpslimited.com)).

SCAN THE QR CODE TO VIEW THE UNAUDITED FINANCIAL RESULTS

Place: Singapore  
Dated: 18 July, 2025

For MPS Limited  
Sd/-  
**Rahul Arora**  
Chairman and CEO



# FINANCIAL EXPRESS-BENGALURU EDITION- 19 JULY 2025

<b>MPS MPS LIMITED</b> Registered Office: 4th Floor, R.R Towers IV, Super A, 16/17, T.V.K. Industrial Estate, Guindy, Chennai-600 032 Corporate Office: A-1, Tower A, 4th Floor, Windsor IT Park, Sector 125, Noida, Uttar Pradesh-201 303, CIN: L22122TN1970PLC005795 Tel: +91 44 49162222, Email: investors@mpslimited.com, Website: www.mpslimited.com						
Extract of Unaudited Financial Results for the Quarter Ended 30 June 2025						
Particulars	Standalone			Consolidated		
	Quarter Ended	Previous Year Ended	Corresponding quarter ended in the previous year	Quarter Ended	Previous Year Ended	Corresponding quarter ended in the previous year
	30-June-2025	31-March-2025	30-June-2024	30-June-2025	31-March-2025	30-June-2024
	(Unaudited)	(Audited)	(Unaudited)	(Unaudited)	(Audited)	(Unaudited)
Total Income from operations	9,963	35,134	8,086	18,628	72,689	18,072
Net Profit for the period before tax	3,783	14,516	3,563	4,950	20,113	3,608
Net Profit for the period after tax	2,875	11,000	2,714	3,524	14,891	2,589
Total Comprehensive Income for the period	2,741	11,116	2,688	3,499	15,256	2,565
<b>Equity Share Capital</b>	1,711	1,711	1,711	1,711	1,711	1,711
<b>Other Equity</b>	33,336	33,336	35,398	46,133	46,133	44,271
	(As on 31st March, 2025)	(As on 31st March, 2025)	(As on 31st March, 2024)	(As on 31st March, 2025)	(As on 31st March, 2025)	(As on 31st March, 2024)
<b>Earnings per equity share (not annualised for quarters)</b>						
Basic (INR)	16.95	64.86	16.00	20.78	87.80	15.27
Diluted (INR)	16.93	64.81	15.99	20.76	87.73	15.26

**Notes :**

- The above standalone and consolidated unaudited financial results for the quarter ended 30 June 2025, have been reviewed by the Audit Committee and upon their recommendation approved by the Board of Directors of the Company at their meeting held on 18 July 2025. The Statutory Auditors of the Company have carried out limited review of the financial results for the quarter ended 30 June 2025 and an unmodified review report has been issued.
- The above is an extract of the detailed format of standalone and consolidated unaudited financial results for the quarter ended 30 June 2025 filed with the Stock Exchanges under Regulation 33 of the SEBI (Listing Obligations and Disclosure Requirements) Regulations, 2015. The full format of the standalone and consolidated unaudited financial results for the quarter ended 30 June 2025 are available on the Stock Exchanges websites ([www.bseindia.com](http://www.bseindia.com) / [www.nseindia.com](http://www.nseindia.com)) and Company's website ([www.mpslimited.com](http://www.mpslimited.com)).

SCAN THE QR CODE TO VIEW THE UNAUDITED FINANCIAL RESULTS

Place: Singapore  
Dated: 18 July, 2025

For MPS Limited  
Sd/-  
**Rahul Arora**  
Chairman and CEO



# FINANCIAL EXPRESS-CHANDIGARH EDITION- 19 JULY 2025

WWW.FINANCIALEXPRESS.COM

SATURDAY, JULY 19, 2025

FINANCIAL EXPRESS

21

<b>MPS MPS LIMITED</b> Registered Office: 4th Floor, R.R Towers IV, Super A, 16/17, T.V.K. Industrial Estate, Guindy, Chennai-600 032 Corporate Office: A-1, Tower A, 4th Floor, Windsor IT Park, Sector 125, Noida, Uttar Pradesh-201 303, CIN: L22122TN1970PLC005795 Tel: +91 44 49162222, Email: investors@mpslimited.com, Website: www.mpslimited.com						
Extract of Unaudited Financial Results for the Quarter Ended 30 June 2025						
Particulars	Standalone			Consolidated		
	Quarter Ended	Previous Year Ended	Corresponding quarter ended in the previous year	Quarter Ended	Previous Year Ended	Corresponding quarter ended in the previous year
	30-June-2025	31-March-2025	30-June-2024	30-June-2025	31-March-2025	30-June-2024
	(Unaudited)	(Audited)	(Unaudited)	(Unaudited)	(Audited)	(Unaudited)
Total Income from operations	9,963	35,134	8,086	18,628	72,689	18,072
Net Profit for the period before tax	3,783	14,516	3,563	4,950	20,113	3,608
Net Profit for the period after tax	2,875	11,000	2,714	3,524	14,891	2,589
Total Comprehensive Income for the period	2,741	11,116	2,688	3,499	15,256	2,565
Equity Share Capital	1,711	1,711	1,711	1,711	1,711	1,711
Other Equity	33,336	33,336	35,398	46,133	46,133	44,271
	(As on 31st March, 2025)	(As on 31st March, 2025)	(As on 31st March, 2024)	(As on 31st March, 2025)	(As on 31st March, 2025)	(As on 31st March, 2024)
<b>Earnings per equity share (not annualised for quarters)</b>						
Basic (INR)	16.95	64.86	16.00	20.78	87.80	15.27
Diluted (INR)	16.93	64.81	15.99	20.76	87.73	15.26

*INR in lacs, except per equity share data*


**Notes :**

- The above standalone and consolidated unaudited financial results for the quarter ended 30 June 2025, have been reviewed by the Audit Committee and upon their recommendation approved by the Board of Directors of the Company at their meeting held on 18 July 2025. The Statutory Auditors of the Company have carried out limited review of the financial results for the quarter ended 30 June 2025 and an unmodified review report has been issued.
- The above is an extract of the detailed format of standalone and consolidated unaudited financial results for the quarter ended 30 June 2025 filed with the Stock Exchanges under Regulation 33 of the SEBI (Listing Obligations and Disclosure Requirements) Regulations, 2015. The full format of the standalone and consolidated unaudited financial results for the quarter ended 30 June 2025 are available on the Stock Exchanges websites ([www.bseindia.com](http://www.bseindia.com) / [www.nseindia.com](http://www.nseindia.com)) and Company's website ([www.mpslimited.com](http://www.mpslimited.com)).

Place: Singapore  
Dated: 18 July, 2025

For MPS Limited  
Sd/-  
**Rahul Arora**  
Chairman and CEO

SCAN THE QR CODE TO VIEW THE UNAUDITED FINANCIAL RESULTS




epaper.financialexpress.com



# FINANCIAL EXPRESS- CHENNAI EDITION-19 JULY 2025

Particulars		Standalone			Consolidated		
		Quarter Ended	Previous Year Ended	Corresponding quarter ended in the previous year	Quarter Ended	Previous Year Ended	Corresponding quarter ended in the previous year
		30-June-2025	31-March-2025	30-June-2024	30-June-2025	31-March-2025	30-June-2024
		(Unaudited)	(Audited)	(Unaudited)	(Unaudited)	(Audited)	(Unaudited)
<i>INR in lacs, except per equity share data</i>							
Total Income from operations		9,963	35,134	8,086	18,628	72,689	18,072
Net Profit for the period before tax		3,783	14,516	3,563	4,950	20,113	3,608
Net Profit for the period after tax		2,875	11,000	2,714	3,524	14,891	2,589
Total Comprehensive Income for the period		2,741	11,116	2,688	3,499	15,256	2,565
<b>Equity Share Capital</b>		<b>1,711</b>	<b>1,711</b>	<b>1,711</b>	<b>1,711</b>	<b>1,711</b>	<b>1,711</b>
<b>Other Equity</b>		<b>33,336</b>	<b>33,336</b>	<b>35,398</b>	<b>46,133</b>	<b>46,133</b>	<b>44,271</b>
		(As on 31st March, 2025)	(As on 31st March, 2025)	(As on 31st March, 2024)	(As on 31st March, 2025)	(As on 31st March, 2025)	(As on 31st March, 2024)
<b>Earnings per equity share (not annualised for quarters)</b>							
Basic (INR)		16.95	64.86	16.00	20.78	87.80	15.27
Diluted (INR)		16.93	64.81	15.99	20.76	87.73	15.26
<b>Notes :</b>							
1. The above standalone and consolidated unaudited financial results for the quarter ended 30 June 2025, have been reviewed by the Audit Committee and upon their recommendation approved by the Board of Directors of the Company at their meeting held on 18 July 2025. The Statutory Auditors of the Company have carried out limited review of the financial results for the quarter ended 30 June 2025 and an unmodified review report has been issued.							
2. The above is an extract of the detailed format of standalone and consolidated unaudited financial results for the quarter ended 30 June 2025 filed with the Stock Exchanges under Regulation 33 of the SEBI (Listing Obligations and Disclosure Requirements) Regulations, 2015. The full format of the standalone and consolidated unaudited financial results for the quarter ended 30 June 2025 are available on the Stock Exchanges websites ( <a href="http://www.bseindia.com">www.bseindia.com</a> / <a href="http://www.nseindia.com">www.nseindia.com</a> ) and Company's website ( <a href="http://www.mpslimited.com">www.mpslimited.com</a> ).							
						SCAN THE QR CODE TO VIEW THE UNAUDITED FINANCIAL RESULTS	
							
						For MPS Limited Sd/- <b>Rahul Arora</b> Chairman and CEO	
Place: Singapore Dated: 18 July, 2025							


# FINANCIAL EXPRESS- HYDERABAD EDITION-19 JULY 2025

<b>MPS MPS LIMITED</b>						
Registered Office: 4th Floor, R.R Towers IV, Super A, 16/17, T.V.K. Industrial Estate, Guindy, Chennai-600 032						
Corporate Office: A-1, Tower A, 4th Floor, Windsor IT Park, Sector 125, Noida, Uttar Pradesh-201 303, CIN: L22122TN1970PLC005795						
Tel: +91 44 49162222, Email: investors@mpslimited.com, Website: www.mpslimited.com						
Extract of Unaudited Financial Results for the Quarter Ended 30 June 2025 <span style="float: right;">INR in lacs, except per equity share data</span>						
Particulars	Standalone			Consolidated		
	Quarter Ended	Previous Year Ended	Corresponding quarter ended in the previous year	Quarter Ended	Previous Year Ended	Corresponding quarter ended in the previous year
	30-June-2025	31-March-2025	30-June-2024	30-June-2025	31-March-2025	30-June-2024
	(Unaudited)	(Audited)	(Unaudited)	(Unaudited)	(Audited)	(Unaudited)
Total Income from operations	9,963	35,134	8,086	18,628	72,689	18,072
Net Profit for the period before tax	3,783	14,516	3,563	4,950	20,113	3,608
Net Profit for the period after tax	2,875	11,000	2,714	3,524	14,891	2,589
Total Comprehensive Income for the period	2,741	11,116	2,688	3,499	15,256	2,565
Equity Share Capital	1,711	1,711	1,711	1,711	1,711	1,711
Other Equity	33,336	33,336	35,398	46,133	46,133	44,271
	(As on 31st March, 2025)	(As on 31st March, 2025)	(As on 31st March, 2024)	(As on 31st March, 2025)	(As on 31st March, 2025)	(As on 31st March, 2024)
<b>Earnings per equity share (not annualised for quarters)</b>						
Basic (INR)	16.95	64.86	16.00	20.78	87.80	15.27
Diluted (INR)	16.93	64.81	15.99	20.76	87.73	15.26
<b>Notes :</b>						
1. The above standalone and consolidated unaudited financial results for the quarter ended 30 June 2025, have been reviewed by the Audit Committee and upon their recommendation approved by the Board of Directors of the Company at their meeting held on 18 July 2025. The Statutory Auditors of the Company have carried out limited review of the financial results for the quarter ended 30 June 2025 and an unmodified review report has been issued.						
2. The above is an extract of the detailed format of standalone and consolidated unaudited financial results for the quarter ended 30 June 2025 filed with the Stock Exchanges under Regulation 33 of the SEBI (Listing Obligations and Disclosure Requirements) Regulations, 2015. The full format of the standalone and consolidated unaudited financial results for the quarter ended 30 June 2025 are available on the Stock Exchanges websites ( <a href="http://www.bseindia.com">www.bseindia.com</a> / <a href="http://www.nseindia.com">www.nseindia.com</a> ) and Company's website ( <a href="http://www.mpslimited.com">www.mpslimited.com</a> ).						
SCAN THE QR CODE TO VIEW THE UNAUDITED FINANCIAL RESULTS						
						
For MPS Limited Sd/- <b>Rahul Arora</b> Chairman and CEO						
Place: Singapore Dated: 18 July, 2025						

# FINANCIAL EXPRESS- KOCHI EDITION-19 JULY 2025

<b>MPS MPS LIMITED</b>						
Registered Office: 4th Floor, R.R Towers IV, Super A, 16/17, T.V.K. Industrial Estate, Guindy, Chennai-600 032						
Corporate Office: A-1, Tower A, 4th Floor, Windsor IT Park, Sector 125, Noida, Uttar Pradesh-201 303, CIN: L22122TN1970PLC005795						
Tel: +91 44 49162222, Email: investors@mpslimited.com, Website: www.mpslimited.com						
Extract of Unaudited Financial Results for the Quarter Ended 30 June 2025 <span style="float: right;">INR in lacs, except per equity share data</span>						
Particulars	Standalone			Consolidated		
	Quarter Ended	Previous Year Ended	Corresponding quarter ended in the previous year	Quarter Ended	Previous Year Ended	Corresponding quarter ended in the previous year
	30-June-2025	31-March-2025	30-June-2024	30-June-2025	31-March-2025	30-June-2024
	(Unaudited)	(Audited)	(Unaudited)	(Unaudited)	(Audited)	(Unaudited)
Total Income from operations	9,963	35,134	8,086	18,628	72,689	18,072
Net Profit for the period before tax	3,783	14,516	3,563	4,950	20,113	3,608
Net Profit for the period after tax	2,875	11,000	2,714	3,524	14,891	2,589
Total Comprehensive Income for the period	2,741	11,116	2,688	3,499	15,256	2,565
<b>Equity Share Capital</b>	1,711	1,711	1,711	1,711	1,711	1,711
<b>Other Equity</b>	33,336	33,336	35,398	46,133	46,133	44,271
	(As on 31st March, 2025)	(As on 31st March, 2025)	(As on 31st March, 2024)	(As on 31st March, 2025)	(As on 31st March, 2025)	(As on 31st March, 2024)
<b>Earnings per equity share (not annualised for quarters)</b>						
Basic (INR)	16.95	64.86	16.00	20.78	87.80	15.27
Diluted (INR)	16.93	64.81	15.99	20.76	87.73	15.26
<b>Notes :</b>						
1. The above standalone and consolidated unaudited financial results for the quarter ended 30 June 2025, have been reviewed by the Audit Committee and upon their recommendation approved by the Board of Directors of the Company at their meeting held on 18 July 2025. The Statutory Auditors of the Company have carried out limited review of the financial results for the quarter ended 30 June 2025 and an unmodified review report has been issued.						
2. The above is an extract of the detailed format of standalone and consolidated unaudited financial results for the quarter ended 30 June 2025 filed with the Stock Exchanges under Regulation 33 of the SEBI (Listing Obligations and Disclosure Requirements) Regulations, 2015. The full format of the standalone and consolidated unaudited financial results for the quarter ended 30 June 2025 are available on the Stock Exchanges websites ( <a href="http://www.bseindia.com">www.bseindia.com</a> / <a href="http://www.nseindia.com">www.nseindia.com</a> ) and Company's website ( <a href="http://www.mpslimited.com">www.mpslimited.com</a> ).						
SCAN THE QR CODE TO VIEW THE UNAUDITED FINANCIAL RESULTS						
						
For MPS Limited Sd/- <b>Rahul Arora</b> Chairman and CEO						
Place: Singapore Dated: 18 July, 2025						

# FINANCIAL EXPRESS- KOLKATA EDITION-19 JULY 2025

Particulars		Standalone			Consolidated		
		Quarter Ended	Previous Year Ended	Corresponding quarter ended in the previous year	Quarter Ended	Previous Year Ended	Corresponding quarter ended in the previous year
		30-June-2025	31-March-2025	30-June-2024	30-June-2025	31-March-2025	30-June-2024
		(Unaudited)	(Audited)	(Unaudited)	(Unaudited)	(Audited)	(Unaudited)
<i>INR in lacs, except per equity share data</i>							
Total Income from operations		9,963	35,134	8,086	18,628	72,689	18,072
Net Profit for the period before tax		3,783	14,516	3,563	4,950	20,113	3,608
Net Profit for the period after tax		2,875	11,000	2,714	3,524	14,891	2,589
Total Comprehensive Income for the period		2,741	11,116	2,688	3,499	15,256	2,565
<b>Equity Share Capital</b>		<b>1,711</b>	<b>1,711</b>	<b>1,711</b>	<b>1,711</b>	<b>1,711</b>	<b>1,711</b>
<b>Other Equity</b>		<b>33,336</b>	<b>33,336</b>	<b>35,398</b>	<b>46,133</b>	<b>46,133</b>	<b>44,271</b>
		(As on 31st March, 2025)	(As on 31st March, 2025)	(As on 31st March, 2024)	(As on 31st March, 2025)	(As on 31st March, 2025)	(As on 31st March, 2024)
<b>Earnings per equity share (not annualised for quarters)</b>							
Basic (INR)		16.95	64.86	16.00	20.78	87.80	15.27
Diluted (INR)		16.93	64.81	15.99	20.76	87.73	15.26
<b>Notes :</b>							
1. The above standalone and consolidated unaudited financial results for the quarter ended 30 June 2025, have been reviewed by the Audit Committee and upon their recommendation approved by the Board of Directors of the Company at their meeting held on 18 July 2025. The Statutory Auditors of the Company have carried out limited review of the financial results for the quarter ended 30 June 2025 and an unmodified review report has been issued.							
2. The above is an extract of the detailed format of standalone and consolidated unaudited financial results for the quarter ended 30 June 2025 filed with the Stock Exchanges under Regulation 33 of the SEBI (Listing Obligations and Disclosure Requirements) Regulations, 2015. The full format of the standalone and consolidated unaudited financial results for the quarter ended 30 June 2025 are available on the Stock Exchanges websites ( <a href="http://www.bseindia.com">www.bseindia.com</a> / <a href="http://www.nseindia.com">www.nseindia.com</a> ) and Company's website ( <a href="http://www.mpslimited.com">www.mpslimited.com</a> ).							
						SCAN THE QR CODE TO VIEW THE UNAUDITED FINANCIAL RESULTS	
							
						For MPS Limited Sd/- <b>Rahul Arora</b> Chairman and CEO	
Place: Singapore Dated: 18 July, 2025							



# FINANCIAL EXPRESS- LUCKNOW EDITION-19 JULY 2025

<b>MPS MPS LIMITED</b>						
Registered Office: 4th Floor, R.R Towers IV, Super A, 16/17, T.V.K. Industrial Estate, Guindy, Chennai-600 032						
Corporate Office: A-1, Tower A, 4th Floor, Windsor IT Park, Sector 125, Noida, Uttar Pradesh-201 303, CIN: L22122TN1970PLC005795						
Tel: +91 44 49162222, Email: investors@mpslimited.com, Website: www.mpslimited.com						
Extract of Unaudited Financial Results for the Quarter Ended 30 June 2025 <span style="float: right;">INR in lacs, except per equity share data</span>						
Particulars	Standalone			Consolidated		
	Quarter Ended	Previous Year Ended	Corresponding quarter ended in the previous year	Quarter Ended	Previous Year Ended	Corresponding quarter ended in the previous year
	30-June-2025	31-March-2025	30-June-2024	30-June-2025	31-March-2025	30-June-2024
	(Unaudited)	(Audited)	(Unaudited)	(Unaudited)	(Audited)	(Unaudited)
Total Income from operations	9,963	35,134	8,086	18,628	72,689	18,072
Net Profit for the period before tax	3,783	14,516	3,563	4,950	20,113	3,608
Net Profit for the period after tax	2,875	11,000	2,714	3,524	14,891	2,589
Total Comprehensive Income for the period	2,741	11,116	2,688	3,499	15,256	2,565
Equity Share Capital	1,711	1,711	1,711	1,711	1,711	1,711
Other Equity	33,336	33,336	35,398	46,133	46,133	44,271
	(As on 31st March, 2025)	(As on 31st March, 2025)	(As on 31st March, 2024)	(As on 31st March, 2025)	(As on 31st March, 2025)	(As on 31st March, 2024)
<b>Earnings per equity share (not annualised for quarters)</b>						
Basic (INR)	16.95	64.86	16.00	20.78	87.80	15.27
Diluted (INR)	16.93	64.81	15.99	20.76	87.73	15.26
<b>Notes :</b>						
1. The above standalone and consolidated unaudited financial results for the quarter ended 30 June 2025, have been reviewed by the Audit Committee and upon their recommendation approved by the Board of Directors of the Company at their meeting held on 18 July 2025. The Statutory Auditors of the Company have carried out limited review of the financial results for the quarter ended 30 June 2025 and an unmodified review report has been issued.						
2. The above is an extract of the detailed format of standalone and consolidated unaudited financial results for the quarter ended 30 June 2025 filed with the Stock Exchanges under Regulation 33 of the SEBI (Listing Obligations and Disclosure Requirements) Regulations, 2015. The full format of the standalone and consolidated unaudited financial results for the quarter ended 30 June 2025 are available on the Stock Exchanges websites ( <a href="http://www.bseindia.com">www.bseindia.com</a> / <a href="http://www.nseindia.com">www.nseindia.com</a> ) and Company's website ( <a href="http://www.mpslimited.com">www.mpslimited.com</a> ).						
SCAN THE QR CODE TO VIEW THE UNAUDITED FINANCIAL RESULTS						
						
For MPS Limited Sd/- <b>Rahul Arora</b> Chairman and CEO						
Place: Singapore Dated: 18 July, 2025						






# FINANCIAL EXPRESS- MUMBAI EDITION-19 JULY 2025

<b>MPS MPS LIMITED</b> Registered Office: 4th Floor, R.R Towers IV, Super A, 16/17, T.V.K. Industrial Estate, Guindy, Chennai-600 032 Corporate Office: A-1, Tower A, 4th Floor, Windsor IT Park, Sector 125, Noida, Uttar Pradesh-201 303, CIN: L22122TN1970PLC005795 Tel: +91 44 49162222, Email: investors@mpslimited.com, Website: www.mpslimited.com						
Extract of Unaudited Financial Results for the Quarter Ended 30 June 2025 <span style="float: right;">INR in lacs, except per equity share data</span>						
Particulars	Standalone			Consolidated		
	Quarter Ended	Previous Year Ended	Corresponding quarter ended in the previous year	Quarter Ended	Previous Year Ended	Corresponding quarter ended in the previous year
	30-June-2025	31-March-2025	30-June-2024	30-June-2025	31-March-2025	30-June-2024
	(Unaudited)	(Audited)	(Unaudited)	(Unaudited)	(Audited)	(Unaudited)
Total Income from operations	9,963	35,134	8,086	18,628	72,689	18,072
Net Profit for the period before tax	3,783	14,516	3,563	4,950	20,113	3,608
Net Profit for the period after tax	2,875	11,000	2,714	3,524	14,891	2,589
Total Comprehensive Income for the period	2,741	11,116	2,688	3,499	15,256	2,565
<b>Equity Share Capital</b>	1,711	1,711	1,711	1,711	1,711	1,711
<b>Other Equity</b>	33,336	33,336	35,398	46,133	46,133	44,271
	(As on 31st March, 2025)	(As on 31st March, 2025)	(As on 31st March, 2024)	(As on 31st March, 2025)	(As on 31st March, 2025)	(As on 31st March, 2024)
<b>Earnings per equity share (not annualised for quarters)</b>						
Basic (INR)	16.95	64.86	16.00	20.78	87.80	15.27
Diluted (INR)	16.93	64.81	15.99	20.76	87.73	15.26
<b>Notes :</b>						
1. The above standalone and consolidated unaudited financial results for the quarter ended 30 June 2025, have been reviewed by the Audit Committee and upon their recommendation approved by the Board of Directors of the Company at their meeting held on 18 July 2025. The Statutory Auditors of the Company have carried out limited review of the financial results for the quarter ended 30 June 2025 and an unmodified review report has been issued.						
2. The above is an extract of the detailed format of standalone and consolidated unaudited financial results for the quarter ended 30 June 2025 filed with the Stock Exchanges under Regulation 33 of the SEBI (Listing Obligations and Disclosure Requirements) Regulations, 2015. The full format of the standalone and consolidated unaudited financial results for the quarter ended 30 June 2025 are available on the Stock Exchanges websites ( <a href="http://www.bseindia.com">www.bseindia.com</a> / <a href="http://www.nseindia.com">www.nseindia.com</a> ) and Company's website ( <a href="http://www.mpslimited.com">www.mpslimited.com</a> ).						
				SCAN THE QR CODE TO VIEW THE UNAUDITED FINANCIAL RESULTS		
						
				For MPS Limited Sd/- <b>Rahul Arora</b> Chairman and CEO		
Place: Singapore Dated: 18 July, 2025						

# FINANCIAL EXPRESS- PUNE EDITION-19 JULY 2025

Particulars		Standalone			Consolidated		
		Quarter Ended	Previous Year Ended	Corresponding quarter ended in the previous year	Quarter Ended	Previous Year Ended	Corresponding quarter ended in the previous year
		30-June-2025	31-March-2025	30-June-2024	30-June-2025	31-March-2025	30-June-2024
		(Unaudited)	(Audited)	(Unaudited)	(Unaudited)	(Audited)	(Unaudited)
<i>INR in lacs, except per equity share data</i>							
Total Income from operations		9,963	35,134	8,086	18,628	72,689	18,072
Net Profit for the period before tax		3,783	14,516	3,563	4,950	20,113	3,608
Net Profit for the period after tax		2,875	11,000	2,714	3,524	14,891	2,589
Total Comprehensive Income for the period		2,741	11,116	2,688	3,499	15,256	2,565
<b>Equity Share Capital</b>		<b>1,711</b>	<b>1,711</b>	<b>1,711</b>	<b>1,711</b>	<b>1,711</b>	<b>1,711</b>
<b>Other Equity</b>		<b>33,336</b>	<b>33,336</b>	<b>35,398</b>	<b>46,133</b>	<b>46,133</b>	<b>44,271</b>
		(As on 31st March, 2025)	(As on 31st March, 2025)	(As on 31st March, 2024)	(As on 31st March, 2025)	(As on 31st March, 2025)	(As on 31st March, 2024)
<b>Earnings per equity share (not annualised for quarters)</b>							
Basic (INR)		16.95	64.86	16.00	20.78	87.80	15.27
Diluted (INR)		16.93	64.81	15.99	20.76	87.73	15.26
<b>Notes :</b>							
1. The above standalone and consolidated unaudited financial results for the quarter ended 30 June 2025, have been reviewed by the Audit Committee and upon their recommendation approved by the Board of Directors of the Company at their meeting held on 18 July 2025. The Statutory Auditors of the Company have carried out limited review of the financial results for the quarter ended 30 June 2025 and an unmodified review report has been issued.							
2. The above is an extract of the detailed format of standalone and consolidated unaudited financial results for the quarter ended 30 June 2025 filed with the Stock Exchanges under Regulation 33 of the SEBI (Listing Obligations and Disclosure Requirements) Regulations, 2015. The full format of the standalone and consolidated unaudited financial results for the quarter ended 30 June 2025 are available on the Stock Exchanges websites ( <a href="http://www.bseindia.com">www.bseindia.com</a> / <a href="http://www.nseindia.com">www.nseindia.com</a> ) and Company's website ( <a href="http://www.mpslimited.com">www.mpslimited.com</a> ).							
						SCAN THE QR CODE TO VIEW THE UNAUDITED FINANCIAL RESULTS	
							
						For MPS Limited Sd/- <b>Rahul Arora</b> Chairman and CEO	
Place: Singapore Dated: 18 July, 2025							



# FINANCIAL EXPRESS- DELHI EDITION-19 JULY 2025

WWW.FINANCIALEXPRESS.COM

SATURDAY, JULY 19, 2025

FINANCIAL EXPRESS

21

Particulars		Standalone			Consolidated		
		Quarter Ended	Previous Year Ended	Corresponding quarter ended in the previous year	Quarter Ended	Previous Year Ended	Corresponding quarter ended in the previous year
		30-June-2025	31-March-2025	30-June-2024	30-June-2025	31-March-2025	30-June-2024
		(Unaudited)	(Audited)	(Unaudited)	(Unaudited)	(Audited)	(Unaudited)
<i>INR in lacs, except per equity share data</i>							
Total Income from operations		9,963	35,134	8,086	18,628	72,689	18,072
Net Profit for the period before tax		3,783	14,516	3,563	4,950	20,113	3,608
Net Profit for the period after tax		2,875	11,000	2,714	3,524	14,891	2,589
Total Comprehensive Income for the period		2,741	11,116	2,688	3,499	15,256	2,565
<b>Equity Share Capital</b>		<b>1,711</b>	<b>1,711</b>	<b>1,711</b>	<b>1,711</b>	<b>1,711</b>	<b>1,711</b>
<b>Other Equity</b>		<b>33,336</b>	<b>33,336</b>	<b>35,398</b>	<b>46,133</b>	<b>46,133</b>	<b>44,271</b>
		(As on 31st March, 2025)	(As on 31st March, 2025)	(As on 31st March, 2024)	(As on 31st March, 2025)	(As on 31st March, 2025)	(As on 31st March, 2024)
<b>Earnings per equity share (not annualised for quarters)</b>							
Basic (INR)		16.95	64.86	16.00	20.78	87.80	15.27
Diluted (INR)		16.93	64.81	15.99	20.76	87.73	15.26
<b>Notes :</b>							
1. The above standalone and consolidated unaudited financial results for the quarter ended 30 June 2025, have been reviewed by the Audit Committee and upon their recommendation approved by the Board of Directors of the Company at their meeting held on 18 July 2025. The Statutory Auditors of the Company have carried out limited review of the financial results for the quarter ended 30 June 2025 and an unmodified review report has been issued.							
2. The above is an extract of the detailed format of standalone and consolidated unaudited financial results for the quarter ended 30 June 2025 filed with the Stock Exchanges under Regulation 33 of the SEBI (Listing Obligations and Disclosure Requirements) Regulations, 2015. The full format of the standalone and consolidated unaudited financial results for the quarter ended 30 June 2025 are available on the Stock Exchanges websites ( <a href="http://www.bseindia.com">www.bseindia.com</a> / <a href="http://www.nseindia.com">www.nseindia.com</a> ) and Company's website ( <a href="http://www.mpslimited.com">www.mpslimited.com</a> ).							
						SCAN THE QR CODE TO VIEW THE UNAUDITED FINANCIAL RESULTS	
							
						For MPS Limited Sd/- <b>Rahul Arora</b> Chairman and CEO	
Place: Singapore Dated: 18 July, 2025							



epaper.financialexpress.com



New Delhi

