



MPS Limited

A-1, Tower A, 4th Floor, Windsor IT Park, Sector 125, Noida
Tel: +91 120 4599 750

Ref: MPST/SE/18/2026-27

Date: 16 May 2026

National Stock Exchange of India Limited

Exchange Plaza, 5th Floor, Plot no. C/1,
G Block, Bandra - Kurla Complex, Bandra (East),
Mumbai - 400 051, India

Symbol: MPSTLD

ISIN: INE943D01017

BSE Limited

Department of Corporate Services
Phiroze Jeejeebhoy Towers
Dalal Street, Mumbai- 400001, India

Scrip Code: 532440

ISIN: INE943D01017

Sub: Submission of Newspaper Publication on the Audited Financial Results for the Fourth Quarter (Q4) and Financial Year ended 31 March 2026.

Pursuant to the Regulations 47 of SEBI (Listing Obligations and Disclosure Requirements) Regulations, 2015, please find enclosed herewith newspaper publication on the Audited Financial Results of the Company for the Fourth Quarter (Q4) and Financial Year ended 31 March 2026, as published in "Financial Express" (All Editions) and "Makkal Kural" (Tamil Newspaper, Chennai Edition).

This is for your kind information and records.

Yours Faithfully,
For **MPS Limited**

Raman Sapra
Digitally signed
by Raman Sapra
Date: 2026.05.16
17:03:37 +05'30'

Raman Sapra
Company Secretary and Compliance Officer

www.mpslimited.com

| Particulars | Standalone | | | Consolidated | | |
|---|--------------------------|--------------------------|--|--------------------------|--------------------------|--|
| | Quarter Ended | Year Ended | Corresponding quarter ended in the previous year | Quarter Ended | Year Ended | Corresponding quarter ended in the previous year |
| | 31-March-2026 | 31-March-2026 | 31-March-2025 | 31-March-2026 | 31-March-2026 | 31-March-2025 |
| | (Audited) | (Audited) | (Audited) | (Audited) | (Audited) | (Audited) |
| Total Income from operations | 11,931 | 43,826 | 9,371 | 20,516 | 76,837 | 18,211 |
| Net Profit for the period before tax | 5,587 | 16,894 | 3,624 | 6,491 | 22,929 | 6,190 |
| Net Profit for the period after tax | 4,380 | 12,726 | 2,742 | 4,704 | 17,322 | 4,707 |
| Total Comprehensive Income for the period | 4,634 | 13,126 | 2,735 | 6,714 | 20,313 | 4,527 |
| Equity Share Capital | 1,711 | 1,711 | 1,711 | 1,711 | 1,711 | 1,711 |
| Other Equity | 38,125 | 38,125 | 33,336 | 57,922 | 57,922 | 46,133 |
| | (As on 31st March, 2026) | (As on 31st March, 2026) | (As on 31st March, 2025) | (As on 31st March, 2026) | (As on 31st March, 2026) | (As on 31st March, 2025) |
| Earnings per equity share (not annualised for quarters) (Face value - INR 10 per equity share) | | | | | | |
| Basic (INR) | 25.70 | 75.01 | 16.17 | 27.72 | 102.11 | 27.76 |
| Diluted (INR) | 25.69 | 74.98 | 16.15 | 27.71 | 102.06 | 27.74 |

INR in lacs, except per equity share data

Notes :

- The above standalone and consolidated audited financial results for the quarter and year ended 31 March 2026, have been reviewed by the Audit Committee and upon their recommendation approved by the Board of Directors of the Company at their meeting held on 15 May 2026. The Statutory Auditors of the Company have audited financial statements for the quarter and year ended 31 March 2026 and an unmodified audit report has been issued.
- The above is an extract of the detailed format of standalone and consolidated audited financial results for the quarter and year ended 31 March 2026 filed with the Stock Exchanges under Regulation 33 of the SEBI (Listing Obligations and Disclosure Requirements) Regulations, 2015. The full format of the standalone and consolidated audited financial results for the quarter and year ended 31 March 2026 are available on the Stock Exchanges websites (www.bseindia.com / www.nseindia.com) and Company's website (www.mpslimited.com).


SCAN THE QR CODE TO VIEW THE AUDITED FINANCIAL RESULTS

Place: Singapore
Dated: 15 May, 2026

For MPS Limited
Sd/-
Rahul Arora
Chairman and CEO





| MPS MPS LIMITED Registered Office: Block-B6, 3rd Floor, Gateway Office Parks, No. 16, G.S.T Road, Perungalathur, Chennai, Tambaram, Kanchipuram, Tamil Nadu-600063 Corporate Office: A-1, Tower A, 4th Floor, Windsor IT park, Sector 125, Noida, Uttar Pradesh-201 303, CIN: L22122TN1970PLC005795 Tel: +91 120 4599 750, Email: investors@mpslimited.com, Website: www.mpslimited.com | | | | | | |
|--|--------------------------|--------------------------|--|--------------------------|--------------------------|--|
| Extract of audited financial results for the quarter and year ended 31 March 2026 | | | | | | |
| Particulars | Standalone | | | Consolidated | | |
| | Quarter Ended | Year Ended | Corresponding quarter ended in the previous year | Quarter Ended | Year Ended | Corresponding quarter ended in the previous year |
| | 31-March-2026 | 31-March-2026 | 31-March-2025 | 31-March-2026 | 31-March-2026 | 31-March-2025 |
| | (Audited) | (Audited) | (Audited) | (Audited) | (Audited) | (Audited) |
| Total Income from operations | 11,931 | 43,826 | 9,371 | 20,516 | 76,837 | 18,241 |
| Net Profit for the period before tax | 5,567 | 16,894 | 3,624 | 6,491 | 22,929 | 6,190 |
| Net Profit for the period after tax | 4,360 | 12,726 | 2,742 | 4,704 | 17,322 | 4,707 |
| Total Comprehensive Income for the period | 4,634 | 13,126 | 2,735 | 6,714 | 20,313 | 4,527 |
| Equity Share Capital | 1,711 | 1,711 | 1,711 | 1,711 | 1,711 | 1,711 |
| Other Equity | 38,125 | 38,125 | 33,336 | 57,922 | 57,922 | 46,133 |
| | (As on 31st March, 2026) | (As on 31st March, 2026) | (As on 31st March, 2025) | (As on 31st March, 2026) | (As on 31st March, 2026) | (As on 31st March, 2025) |
| Earnings per equity share (not annualised for quarters) (Face value - INR 10 per equity share) | | | | | | |
| Basic (INR) | 25.70 | 75.01 | 16.17 | 27.72 | 102.11 | 27.76 |
| Diluted (INR) | 25.69 | 74.98 | 16.15 | 27.71 | 102.06 | 27.74 |
| Notes : 1. The above standalone and consolidated audited financial results for the quarter and year ended 31 March 2026, have been reviewed by the Audit Committee and upon their recommendation approved by the Board of Directors of the Company at their meeting held on 15 May 2026. The Statutory Auditors of the Company have audited financial statements for the quarter and year ended 31 March 2026 and an unmodified audit report has been issued. 2. The above is an extract of the detailed format of standalone and consolidated audited financial results for the quarter and year ended 31 March 2026 filed with the Stock Exchanges under Regulation 33 of the SEBI (Listing Obligations and Disclosure Requirements) Regulations, 2015. The full format of the standalone and consolidated audited financial results for the quarter and year ended 31 March 2026 are available on the Stock Exchanges websites (www.bseindia.com / www.nseindia.com) and Company's website (www.mpslimited.com). | | | | | | |
| SCAN THE QR CODE TO VIEW THE AUDITED FINANCIAL RESULTS | | | | | | |
|  | | | | | | |
| For MPS Limited Sd/- Rahul Arora Chairman and CEO | | | | | | |
| Place: Singapore Dated: 15 May, 2026 | | | | | | |

FINANCIAL EXPRESS-CHANDIGARH EDITION- 16 MAY 2026

| MPS MPS LIMITED Registered Office: Block-B6, 3rd Floor, Gateway Office Parks, No. 16, G.S.T Road, Perungalathur, Chennai, Tambaram, Kanchipuram, Tamil Nadu-600063 Corporate Office: A-1, Tower A, 4th Floor, Windsor IT park, Sector 125, Noida, Uttar Pradesh-201 303, CIN: L22122TN1979PLC005795 Tel: +91 120 4399 750, Email: investors@mpslimited.com, Website: www.mpslimited.com | | | | | | |
|---|--------------------------|--------------------------|--|--------------------------|--------------------------|--|
| Extract of audited financial results for the quarter and year ended 31 March 2026 INR in lacs, except per equity share data | | | | | | |
| Particulars | Standalone | | | Consolidated | | |
| | Quarter Ended | Year Ended | Corresponding quarter ended in the previous year | Quarter Ended | Year Ended | Corresponding quarter ended in the previous year |
| | 31-March-2026 | 31-March-2026 | 31-March-2025 | 31-March-2026 | 31-March-2026 | 31-March-2025 |
| | (Audited) | (Audited) | (Audited) | (Audited) | (Audited) | (Audited) |
| Total Income from operations | 11,931 | 43,826 | 9,371 | 20,516 | 76,837 | 18,211 |
| Net Profit for the period before tax | 5,567 | 16,894 | 3,624 | 6,491 | 22,929 | 6,190 |
| Net Profit for the period after tax | 4,360 | 12,726 | 2,742 | 4,704 | 17,322 | 4,707 |
| Total Comprehensive Income for the period | 4,634 | 13,126 | 2,735 | 6,714 | 20,313 | 4,527 |
| Equity Share Capital | 1,711 | 1,711 | 1,711 | 1,711 | 1,711 | 1,711 |
| Other Equity | 38,125 | 38,125 | 33,336 | 57,922 | 57,922 | 46,133 |
| | (As on 31st March, 2026) | (As on 31st March, 2026) | (As on 31st March, 2025) | (As on 31st March, 2026) | (As on 31st March, 2026) | (As on 31st March, 2025) |
| Earnings per equity share (not annualised for quarters) (Face value - INR 10 per equity share) | | | | | | |
| Basic (INR) | 25.70 | 75.01 | 16.17 | 27.72 | 102.11 | 27.76 |
| Diluted (INR) | 25.69 | 74.98 | 16.15 | 27.71 | 102.06 | 27.74 |


Notes :

- The above standalone and consolidated audited financial results for the quarter and year ended 31 March 2026, have been reviewed by the Audit Committee and upon their recommendation approved by the Board of Directors of the Company at their meeting held on 15 May 2026. The Statutory Auditors of the Company have audited financial statements for the quarter and year ended 31 March 2026 and an unmodified audit report has been issued.
- The above is an extract of the detailed format of standalone and consolidated audited financial results for the quarter and year ended 31 March 2026 filed with the Stock Exchanges under Regulation 33 of the SEBI (Listing Obligations and Disclosure Requirements) Regulations, 2015. The full format of the standalone and consolidated audited financial results for the quarter and year ended 31 March 2026 are available on the Stock Exchanges websites (www.bseindia.com / www.nseindia.com) and Company's website (www.mpslimited.com).

SCAN THE QR CODE TO VIEW THE AUDITED FINANCIAL RESULTS

Place: Singapore
Dated: 15 May, 2026

For MPS Limited
Sd/-
Rahul Arora
Chairman and CEO





FINANCIAL EXPRESS- CHENNAI EDITION-16 MAY 2026

| MPS MPS LIMITED Registered Office: Block-B6, 3rd Floor, Gateway Office Parks, No. 16, G.S.T Road, Perungalathur, Chennai, Tambaram, Kanchipuram, Tamil Nadu-600063 Corporate Office: A-1, Tower A, 4th Floor, Windsor IT park, Sector 125, Noida, Uttar Pradesh-201 303, CIN: L22122TN1970PLC005795 Tel: +91 120 4599 750, Email: investors@mpslimited.com, Website: www.mpslimited.com | | | | | | |
|---|-----------------------------|-----------------------------|--|-----------------------------|-----------------------------|--|
| Extract of audited financial results for the quarter and year ended 31 March 2026 INR in lacs, except per equity share data | | | | | | |
| Particulars | Standalone | | | Consolidated | | |
| | Quarter Ended | Year Ended | Corresponding quarter ended in the previous year | Quarter Ended | Year Ended | Corresponding quarter ended in the previous year |
| | 31-March-2026 (Audited) | 31-March-2026 (Audited) | 31-March-2025 (Audited) | 31-March-2026 (Audited) | 31-March-2026 (Audited) | 31-March-2025 (Audited) |
| Total Income from operations | 11,931 | 43,826 | 9,371 | 20,516 | 76,837 | 18,211 |
| Net Profit for the period before tax | 5,567 | 16,894 | 3,624 | 6,491 | 22,929 | 6,190 |
| Net Profit for the period after tax | 4,360 | 12,726 | 2,742 | 4,704 | 17,322 | 4,707 |
| Total Comprehensive Income for the period | 4,634 | 13,126 | 2,735 | 6,714 | 20,313 | 4,527 |
| Equity Share Capital | 1,711 | 1,711 | 1,711 | 1,711 | 1,711 | 1,711 |
| Other Equity | 38,125 | 38,125 | 33,336 | 57,922 | 57,922 | 46,133 |
| | (As on 31st March, 2026) | (As on 31st March, 2026) | (As on 31st March, 2025) | (As on 31st March, 2026) | (As on 31st March, 2026) | (As on 31st March, 2025) |
| Earnings per equity share (not annualised for quarters) (Face value - INR 10 per equity share) | | | | | | |
| Basic (INR) | 25.70 | 75.01 | 16.17 | 27.72 | 102.11 | 27.76 |
| Diluted (INR) | 25.69 | 74.98 | 16.15 | 27.71 | 102.06 | 27.74 |

Notes :

- The above standalone and consolidated audited financial results for the quarter and year ended 31 March 2026, have been reviewed by the Audit Committee and upon their recommendation approved by the Board of Directors of the Company at their meeting held on 15 May 2026. The Statutory Auditors of the Company have audited financial statements for the quarter and year ended 31 March 2026 and an unmodified audit report has been issued.
- The above is an extract of the detailed format of standalone and consolidated audited financial results for the quarter and year ended 31 March 2026 filed with the Stock Exchanges under Regulation 33 of the SEBI (Listing Obligations and Disclosure Requirements) Regulations, 2015. The full format of the standalone and consolidated audited financial results for the quarter and year ended 31 March 2026 are available on the Stock Exchanges websites (www.bseindia.com / www.nseindia.com) and Company's website (www.mpslimited.com).

SCAN THE QR CODE TO VIEW THE AUDITED FINANCIAL RESULTS:



For MPS Limited
Sd/-
Rahul Arora
Chairman and CEO


Place: Singapore
Dated: 15 May, 2026


FINANCIAL EXPRESS- HYDERABAD EDITION-16 MAY 2026

| MPS MPS LIMITED Registered Office: Block-B6, 3rd Floor, Gateway Office Parks, No. 16, G.S.T Road, Perungalathur, Chennai, Tambaram, Kanchipuram, Tamil Nadu-600063 Corporate Office: A-1, Tower A, 4th Floor, Windsor IT park, Sector 125, Noida, Uttar Pradesh-201 303, CIN: L22122TN1970PLC005795 Tel: +91 120 4599 750, Email: investors@mpslimited.com, Website: www.mpslimited.com | | | | | | |
|--|---------------------------------------|---------------------------------------|--|---------------------------------------|---------------------------------------|--|
| Extract of audited financial results for the quarter and year ended 31 March 2026 INR in lacs, except per equity share data | | | | | | |
| Particulars | Standalone | | | Consolidated | | |
| | Quarter Ended | Year Ended | Corresponding quarter ended in the previous year | Quarter Ended | Year Ended | Corresponding quarter ended in the previous year |
| | 31-March-2026 | 31-March-2026 | 31-March-2025 | 31-March-2026 | 31-March-2026 | 31-March-2025 |
| | (Audited) | (Audited) | (Audited) | (Audited) | (Audited) | (Audited) |
| Total Income from operations | 11,931 | 43,826 | 9,371 | 20,516 | 76,837 | 18,241 |
| Net Profit for the period before tax | 5,567 | 16,894 | 3,624 | 6,491 | 22,929 | 6,190 |
| Net Profit for the period after tax | 4,360 | 12,726 | 2,742 | 4,704 | 17,322 | 4,707 |
| Total Comprehensive Income for the period | 4,634 | 13,126 | 2,735 | 6,714 | 20,313 | 4,527 |
| Equity Share Capital | 1,711 | 1,711 | 1,711 | 1,711 | 1,711 | 1,711 |
| Other Equity | 38,125 (As on 31st March, 2026) | 38,125 (As on 31st March, 2026) | 33,336 (As on 31st March, 2025) | 57,922 (As on 31st March, 2026) | 57,922 (As on 31st March, 2026) | 46,133 (As on 31st March, 2025) |
| Earnings per equity share (not annualised for quarters) (Face value - INR 10 per equity share) | | | | | | |
| Basic (INR) | 25.70 | 75.01 | 16.17 | 27.72 | 102.11 | 27.76 |
| Diluted (INR) | 25.69 | 74.98 | 16.15 | 27.71 | 102.06 | 27.74 |
| Notes : 1. The above standalone and consolidated audited financial results for the quarter and year ended 31 March 2026, have been reviewed by the Audit Committee and upon their recommendation approved by the Board of Directors of the Company at their meeting held on 15 May 2026. The Statutory Auditors of the Company have audited financial statements for the quarter and year ended 31 March 2026 and an unmodified audit report has been issued. 2. The above is an extract of the detailed format of standalone and consolidated audited financial results for the quarter and year ended 31 March 2026 filed with the Stock Exchanges under Regulation 33 of the SEBI (Listing Obligations and Disclosure Requirements) Regulations, 2015. The full format of the standalone and consolidated audited financial results for the quarter and year ended 31 March 2026 are available on the Stock Exchanges websites (www.bseindia.com / www.nseindia.com) and Company's website (www.mpslimited.com). | | | | | | |
| SCAN THE QR CODE TO VIEW THE AUDITED FINANCIAL RESULTS | | | | | | |
| For MPS Limited Sd/- Rahul Arora Chairman and CEO | | | | | | |
|  | | | | | | |
| Place: Singapore Dated: 15 May, 2026 | | | | | | |




FINANCIAL EXPRESS- KOCHI EDITION-16 MAY 2026

| MPS MPS LIMITED Registered Office: Block-B6, 3rd Floor, Gateway Office Parks, No. 16, G.S.T Road, Perungalathur, Chennai, Tambaram, Kanchipuram, Tamil Nadu-600063 Corporate Office: A-1, Tower A, 4th Floor, Windsor IT park, Sector 125, Noida, Uttar Pradesh-201 303, CIN: L22122TN1970PLC005795 Tel: +91 120 4599 750, Email: investors@mpslimited.com, Website: www.mpslimited.com | | | | | | |
|--|--------------------------|--------------------------|--|--------------------------|--------------------------|--|
| Extract of audited financial results for the quarter and year ended 31 March 2026 | | | | | | |
| Particulars | Standalone | | | Consolidated | | |
| | Quarter Ended | Year Ended | Corresponding quarter ended in the previous year | Quarter Ended | Year Ended | Corresponding quarter ended in the previous year |
| | 31-March-2026 | 31-March-2026 | 31-March-2025 | 31-March-2026 | 31-March-2026 | 31-March-2025 |
| | (Audited) | (Audited) | (Audited) | (Audited) | (Audited) | (Audited) |
| Total Income from operations | 11,931 | 43,826 | 9,371 | 20,516 | 76,837 | 18,211 |
| Net Profit for the period before tax | 5,567 | 16,894 | 3,624 | 6,491 | 22,929 | 6,190 |
| Net Profit for the period after tax | 4,360 | 12,726 | 2,742 | 4,704 | 17,322 | 4,707 |
| Total Comprehensive Income for the period | 4,634 | 13,126 | 2,735 | 6,714 | 20,313 | 4,527 |
| Equity Share Capital | 1,711 | 1,711 | 1,711 | 1,711 | 1,711 | 1,711 |
| Other Equity | 38,125 | 38,125 | 33,336 | 57,922 | 57,922 | 46,133 |
| | (As on 31st March, 2026) | (As on 31st March, 2026) | (As on 31st March, 2025) | (As on 31st March, 2026) | (As on 31st March, 2026) | (As on 31st March, 2025) |
| Earnings per equity share (not annualised for quarters) (Face value - INR 10 per equity share) | | | | | | |
| Basic (INR) | 25.70 | 75.01 | 16.17 | 27.72 | 102.11 | 27.76 |
| Diluted (INR) | 25.69 | 74.98 | 16.15 | 27.71 | 102.06 | 27.74 |
| Notes : 1. The above standalone and consolidated audited financial results for the quarter and year ended 31 March 2026, have been reviewed by the Audit Committee and upon their recommendation approved by the Board of Directors of the Company at their meeting held on 15 May 2026. The Statutory Auditors of the Company have audited financial statements for the quarter and year ended 31 March 2026 and an unmodified audit report has been issued. 2. The above is an extract of the detailed format of standalone and consolidated audited financial results for the quarter and year ended 31 March 2026 filed with the Stock Exchanges under Regulation 33 of the SEBI (Listing Obligations and Disclosure Requirements) Regulations, 2015. The full format of the standalone and consolidated audited financial results for the quarter and year ended 31 March 2026 are available on the Stock Exchanges websites (www.bseindia.com / www.nseindia.com) and Company's website (www.mpslimited.com). | | | | | | |
| SCAN THE QR CODE TO VIEW THE AUDITED FINANCIAL RESULTS: | | | | | | |
|  | | | | | | |
| For MPS Limited Sd/- Rahul Arora Chairman and CEO | | | | | | |
| Place: Singapore Dated: 15 May, 2026 | | | | | | |

| MPS MPS LIMITED Registered Office: Block-B6, 3rd Floor, Gateway Office Parks, No. 16, G.S.T Road, Perungalathur, Chennai, Tambaram, Kanchipuram, Tamil Nadu-600063 Corporate Office: A-1, Tower A, 4th Floor, Windsor IT park, Sector 125, Noida, Uttar Pradesh-201 303, CIN: L22122TN1970PLC005795 Tel: +91 120 4599 750, Email: investors@mpslimited.com, Website: www.mpslimited.com | | | | | | |
|---|--------------------------|--------------------------|--|--------------------------|--------------------------|--|
| Extract of audited financial results for the quarter and year ended 31 March 2026 | | | | | | |
| Particulars | Standalone | | | Consolidated | | |
| | Quarter Ended | Year Ended | Corresponding quarter ended in the previous year | Quarter Ended | Year Ended | Corresponding quarter ended in the previous year |
| | 31-March-2026 | 31-March-2026 | 31-March-2025 | 31-March-2026 | 31-March-2026 | 31-March-2025 |
| | (Audited) | (Audited) | (Audited) | (Audited) | (Audited) | (Audited) |
| Total Income from operations | 11,931 | 43,826 | 9,371 | 20,516 | 76,837 | 18,211 |
| Net Profit for the period before tax | 5,567 | 16,894 | 3,624 | 6,491 | 22,929 | 6,190 |
| Net Profit for the period after tax | 4,360 | 12,726 | 2,742 | 4,704 | 17,322 | 4,707 |
| Total Comprehensive Income for the period | 4,634 | 13,126 | 2,735 | 6,714 | 20,313 | 4,527 |
| Equity Share Capital | 1,711 | 1,711 | 1,711 | 1,711 | 1,711 | 1,711 |
| Other Equity | 38,125 | 38,125 | 33,336 | 57,922 | 57,922 | 46,133 |
| | (As on 31st March, 2026) | (As on 31st March, 2026) | (As on 31st March, 2025) | (As on 31st March, 2026) | (As on 31st March, 2026) | (As on 31st March, 2025) |
| Earnings per equity share (not annualised for quarters) (Face value - INR 10 per equity share) | | | | | | |
| Basic (INR) | 25.70 | 75.01 | 16.17 | 27.72 | 102.11 | 27.76 |
| Diluted (INR) | 25.69 | 74.98 | 16.15 | 27.71 | 102.06 | 27.74 |
| Notes : | | | | | | |
| 1. The above standalone and consolidated audited financial results for the quarter and year ended 31 March 2026, have been reviewed by the Audit Committee and upon their recommendation approved by the Board of Directors of the Company at their meeting held on 15 May 2026. The Statutory Auditors of the Company have audited financial statements for the quarter and year ended 31 March 2026 and an unmodified audit report has been issued. | | | | | | |
| 2. The above is an extract of the detailed format of standalone and consolidated audited financial results for the quarter and year ended 31 March 2026 filed with the Stock Exchanges under Regulation 33 of the SEBI (Listing Obligations and Disclosure Requirements) Regulations, 2015. The full format of the standalone and consolidated audited financial results for the quarter and year ended 31 March 2026 are available on the Stock Exchanges websites (www.bseindia.com / www.nseindia.com) and Company's website (www.mpslimited.com). | | | | | | |
| SCAN THE QR CODE TO VIEW THE AUDITED FINANCIAL RESULTS | | | | | | |
| For MPS Limited Sd/- Rahul Arora Chairman and CEO | | | | | | |
|  | | | | | | |
| Place: Singapore Dated: 15 May, 2026 | | | | | | |

FINANCIAL EXPRESS- LUCKNOW EDITION-16 MAY 2026

| Particulars | | Standalone | | | Consolidated | | |
|---|--|-----------------------------|-----------------------------|--|-----------------------------|---|--|
| | | Quarter Ended | Year Ended | Corresponding quarter ended in the previous year | Quarter Ended | Year Ended | Corresponding quarter ended in the previous year |
| | | 31-March-2026 | 31-March-2026 | 31-March-2025 | 31-March-2026 | 31-March-2026 | 31-March-2025 |
| | | (Audited) | (Audited) | (Audited) | (Audited) | (Audited) | (Audited) |
| <i>INR in lacs, except per equity share data</i> | | | | | | | |
| Total Income from operations | | 11,931 | 43,826 | 9,371 | 20,516 | 76,837 | 18,211 |
| Net Profit for the period before tax | | 5,567 | 16,894 | 3,624 | 6,491 | 22,929 | 6,190 |
| Net Profit for the period after tax | | 4,360 | 12,726 | 2,742 | 4,704 | 17,322 | 4,707 |
| Total Comprehensive Income for the period | | 4,834 | 13,126 | 2,735 | 6,714 | 20,313 | 4,527 |
| Equity Share Capital | | 1,711 | 1,711 | 1,711 | 1,711 | 1,711 | 1,711 |
| Other Equity | | 38,125 | 38,125 | 33,336 | 57,922 | 57,922 | 46,133 |
| | | (As on 31st March, 2026) | (As on 31st March, 2026) | (As on 31st March, 2025) | (As on 31st March, 2026) | (As on 31st March, 2026) | (As on 31st March, 2025) |
| Earnings per equity share (not annualised for quarters) (Face value - INR 10 per equity share) | | | | | | | |
| Basic (INR) | | 25.70 | 75.01 | 16.17 | 27.72 | 102.11 | 27.76 |
| Diluted (INR) | | 25.69 | 74.98 | 16.15 | 27.71 | 102.06 | 27.74 |
| Notes : | | | | | | | |
| 1. The above standalone and consolidated audited financial results for the quarter and year ended 31 March 2026, have been reviewed by the Audit Committee and upon their recommendation approved by the Board of Directors of the Company at their meeting held on 15 May 2026. The Statutory Auditors of the Company have audited financial statements for the quarter and year ended 31 March 2026 and an unmodified audit report has been issued. | | | | | | | |
| 2. The above is an extract of the detailed format of standalone and consolidated audited financial results for the quarter and year ended 31 March 2026 filed with the Stock Exchanges under Regulation 33 of the SEBI (Listing Obligations and Disclosure Requirements) Regulations, 2015. The full format of the standalone and consolidated audited financial results for the quarter and year ended 31 March 2026 are available on the Stock Exchanges websites (www.bseindia.com / www.nseindia.com) and Company's website (www.mpslimited.com). | | | | | | | |
| | | | | | | SCAN THE QR CODE TO VIEW THE AUDITED FINANCIAL RESULTS | |
| | | | | | |  | |
| | | | | | | For MPS Limited Sd/- Rahul Arora Chairman and CEO | |
| Place: Singapore | | | | | | | |
| Dated: 15 May, 2026 | | | | | | | |





எம்பிஎஸ் லிமிடெட்

புதிவு அலுவலகம்: பிளாக் - B6, 3வது தளம், கேட்வே ஆபீஸ் பார்க்ஸ், என்.16, ஜி.எம்.டி. சாலை, பெருங்குளத்தூர், சென்னை, தாம்பரம், காஞ்சிபுரம், தமிழ்நாடு - 600 053. கார்ப்பரேட் அலுவலகம்: ஏ-1, டவர் ஏ, 4வது தளம், விண்டசர் ஐடி பார்க், செக்டார் 126, நொய்டா, உத்தரப்பிரதேசம் 201 303, CIN: L22122TN1970PLC005795
Tel: +91-120-4599750, Email: investors@mpslimited.com | Website: www.mpslimited.com

31 மார்ச் 2026ல் முடிந்த காலாண்டு மற்றும் ஆண்டுக்கான தணிக்கை செய்யப்பட்ட நிதிநிலை முடிவுகளின் சுருக்கம்

ரூ. லட்சத்தில், ஒரு சம பங்கு விவரம் தீர்மானம்

| விவரங்கள் | தனிபாணது | | | ஒருங்கிணைத்தது | | |
|--|--|---|--|--|---|--|
| | முடிந்த காலாண்டு 31 மார்ச் 2026 (தணிக்கையானது) | முடிந்த ஆண்டு 31 மார்ச் 2026 (தணிக்கையானது) | கடந்த ஆண்டில் முடிந்த இரட்டை காலாண்டு 31 மார்ச் 2026 (தணிக்கையானது) | முடிந்த காலாண்டு 31 மார்ச் 2026 (தணிக்கையானது) | முடிந்த ஆண்டு 31 மார்ச் 2026 (தணிக்கையானது) | கடந்த ஆண்டில் முடிந்த இரட்டை காலாண்டு 31 மார்ச் 2026 (தணிக்கையானது) |
| செயல்பாடுகள் மூலம் மொத்த வருமானம் | 11,931 | 43,826 | 9,371 | 20,516 | 76,837 | 18,211 |
| வரிக்கு முன் காலத்திற்கான நிகர லாபம் | 5,567 | 16,894 | 3,624 | 6,491 | 22,929 | 6,190 |
| வரிக்கு பின் காலத்திற்கான நிகர லாபம் | 4,360 | 12,726 | 2,742 | 4,704 | 17,322 | 4,707 |
| காலத்திற்கான விரிவான மொத்த வருமானம் | 4,634 | 13,126 | 2,735 | 6,714 | 20,313 | 4,527 |
| சம பங்கு மூலதனம் | 1,711 | 1,711 | 1,711 | 1,711 | 1,711 | 1,711 |
| இதர சகவீடி | 38,125 | 38,125 | 33,336 | 57,922 | 57,922 | 46,133 |
| | 31 மார்ச், 2026 ஆண்டு | 31 மார்ச், 2026 ஆண்டு | 31 மார்ச், 2026 ஆண்டு | 31 மார்ச், 2026 ஆண்டு | 31 மார்ச், 2026 ஆண்டு | 31 மார்ச், 2026 ஆண்டு |
| ஒரு பங்கு சம்பந்தியம் (காலாண்டுக் கணது வருடத்திற்கும் அல்ல) (முன் மதிப்பு-ஒரு பங்கு ரூ. 10) | | | | | | |
| அடிப்படை (ரூபாயில்) | 25.70 | 75.01 | 16.17 | 27.72 | 102.11 | 27.76 |
| டைலூட்டட் (ரூபாயில்) | 25.69 | 74.98 | 16.15 | 27.71 | 102.06 | 27.74 |

1. மேல்கண்ட 31 மார்ச் 2026-ல் முடிந்த காலாண்டு மற்றும் ஆண்டுக்கான தனிபாண மற்றும் ஒருங்கிணைத்த தணிக்கை செய்யப்பட்ட நிதிநிலை முடிவுகள் தணிக்கை குழுவின் மூலம் பரிசீலனை செய்யப்பட்டு அவர்களின் பரிந்துரையின் பேரில் 15 மே, 2026 அன்று தடைபெறும் கம்பெனியின் இடங்களுக்கான குழு கட்டத்தில் அவசரீகரிக்கப்பட்டது. 31 மார்ச் 2026-ல் முடிந்த காலாண்டு மற்றும் ஆண்டுக்கான தணிக்கை செய்யப்பட்ட நிதிநிலை முடிவுகளை கம்பெனியின் கட்ட தணிக்கையாளர்கள் குறுகிய மறுபரிசீலனை செய்தனர் மற்றும் நிபந்தனையற்ற கருத்தை வழங்கியுள்ளனர்.

2. SEB (பட்டியல் கட்டுப்பாடுகள்) மற்றும் தீர விவரத்தில் தேவைகள் விதிகள் 2015, விதி 33ல் கீழ் கூடக் கட்டுப்பாட்டின் தாக்கல் செய்யப்பட்டுள்ள 31 மார்ச் 2026-ல் முடிந்த காலாண்டு மற்றும் ஆண்டுக்கான தனிபாண மற்றும் ஒருங்கிணைத்த தணிக்கை செய்யப்பட்ட நிதிநிலை முடிவுகளின் விவரம் வடிவத்தில் கருக்கமாக மேல்கண்டவை உள்ளது. 31 மார்ச் 2026-ல் முடிந்த காலாண்டு மற்றும் ஆண்டுக்கான தனிபாண மற்றும் ஒருங்கிணைத்த தணிக்கை செய்யப்பட்ட நிதிநிலை முடிவுகளின் முழுமையான வடிவம் கூடக் கட்டுக்கு இணையதளம் www.bseindia.com/ தணிக்கை செய்யப்பட்ட நிதி முடிவுகளைப் பரக்க OR குறியிட்ட ஸ்கேன் செய்யவும்.

இடம்: சிங்கப்பூர்
தேதி: 15 மே, 2026

எம்பிஎஸ் லிமிடெட்டுக்கான
ஒப்பம் -
ராஜ் குமாரா
மேன் மற்றும் தலைமை செயல் அதிகாரி



FINANCIAL EXPRESS- MUMBAI EDITION-16 MAY 2026

| MPS MPS LIMITED Registered Office: Block-B6, 3rd Floor, Gateway Office Parks, No. 16, G.S.T Road, Perungalathur, Chennai, Tambaram, Kanchipuram, Tamil Nadu-600063 Corporate Office: A-1, Tower A, 4th Floor, Windsor IT park, Sector 125, Noida, Uttar Pradesh-201 303, CIN: L22122TN1970PLC005795 Tel: +91 120 4599 750, Email: investors@mpslimited.com, Website: www.mpslimited.com | | | | | | |
|---|--------------------------|--------------------------|--|---|--------------------------|--|
| Extract of audited financial results for the quarter and year ended 31 March 2026 INR in lacs, except per equity share data | | | | | | |
| Particulars | Standalone | | | Consolidated | | |
| | Quarter Ended | Year Ended | Corresponding quarter ended in the previous year | Quarter Ended | Year Ended | Corresponding quarter ended in the previous year |
| | 31-March-2026 | 31-March-2026 | 31-March-2025 | 31-March-2026 | 31-March-2026 | 31-March-2025 |
| | (Audited) | (Audited) | (Audited) | (Audited) | (Audited) | (Audited) |
| Total Income from operations | 11,931 | 43,826 | 9,371 | 20,516 | 76,837 | 18,211 |
| Net Profit for the period before tax | 5,567 | 16,894 | 3,624 | 6,491 | 22,929 | 6,190 |
| Net Profit for the period after tax | 4,360 | 12,726 | 2,742 | 4,704 | 17,322 | 4,707 |
| Total Comprehensive Income for the period | 4,634 | 13,126 | 2,735 | 6,714 | 20,313 | 4,527 |
| Equity Share Capital | 1,711 | 1,711 | 1,711 | 1,711 | 1,711 | 1,711 |
| Other Equity | 38,125 | 38,125 | 33,336 | 57,922 | 57,922 | 46,133 |
| | (As on 31st March, 2026) | (As on 31st March, 2026) | (As on 31st March, 2025) | (As on 31st March, 2026) | (As on 31st March, 2026) | (As on 31st March, 2025) |
| Earnings per equity share (not annualised for quarters) (Face value - INR 10 per equity share) | | | | | | |
| Basic (INR) | 25.70 | 75.01 | 16.17 | 27.72 | 102.11 | 27.76 |
| Diluted (INR) | 25.69 | 74.98 | 16.15 | 27.71 | 102.06 | 27.74 |
| Notes : | | | | | | |
| 1. The above standalone and consolidated audited financial results for the quarter and year ended 31 March 2026, have been reviewed by the Audit Committee and upon their recommendation approved by the Board of Directors of the Company at their meeting held on 15 May 2026. The Statutory Auditors of the Company have audited financial statements for the quarter and year ended 31 March 2026 and an unmodified audit report has been issued. | | | | | | |
| 2. The above is an extract of the detailed format of standalone and consolidated audited financial results for the quarter and year ended 31 March 2026 filed with the Stock Exchanges under Regulation 33 of the SEBI (Listing Obligations and Disclosure Requirements) Regulations, 2015. The full format of the standalone and consolidated audited financial results for the quarter and year ended 31 March 2026 are available on the Stock Exchanges websites (www.bseindia.com / www.nseindia.com) and Company's website (www.mpslimited.com). | | | | | | |
| | | | | SCAN THE QR CODE TO VIEW THE AUDITED FINANCIAL RESULTS | | |
| | | | |  | | |
| | | | | For MPS Limited Sd/- Rahul Arora Chairman and CEO | | |
| Place: Singapore Dated: 15 May, 2026 | | | | | | |



FINANCIAL EXPRESS- PUNE EDITION-16 MAY 2026

| Particulars | Standalone | | | Consolidated | | |
|---|--------------------------|--------------------------|--|--------------------------|--------------------------|--|
| | Quarter Ended | Year Ended | Corresponding quarter ended in the previous year | Quarter Ended | Year Ended | Corresponding quarter ended in the previous year |
| | 31-March-2026 | 31-March-2026 | 31-March-2025 | 31-March-2026 | 31-March-2026 | 31-March-2025 |
| | (Audited) | (Audited) | (Audited) | (Audited) | (Audited) | (Audited) |
| Total Income from operations | 11,931 | 43,826 | 9,371 | 20,516 | 76,837 | 18,211 |
| Net Profit for the period before tax | 5,567 | 16,894 | 3,624 | 6,491 | 22,929 | 6,190 |
| Net Profit for the period after tax | 4,360 | 12,726 | 2,742 | 4,704 | 17,322 | 4,707 |
| Total Comprehensive Income for the period | 4,634 | 13,126 | 2,735 | 6,714 | 20,313 | 4,527 |
| Equity Share Capital | 1,711 | 1,711 | 1,711 | 1,711 | 1,711 | 1,711 |
| Other Equity | 38,125 | 38,125 | 33,336 | 57,922 | 57,922 | 46,133 |
| | (As on 31st March, 2026) | (As on 31st March, 2026) | (As on 31st March, 2025) | (As on 31st March, 2026) | (As on 31st March, 2026) | (As on 31st March, 2025) |
| Earnings per equity share (not annualised for quarters) (Face value - INR 10 per equity share) | | | | | | |
| Basic (INR) | 25.70 | 75.01 | 16.17 | 27.72 | 102.11 | 27.76 |
| Diluted (INR) | 25.69 | 74.98 | 16.15 | 27.71 | 102.06 | 27.74 |

INR in lacs, except per equity share data


Notes :

- The above standalone and consolidated audited financial results for the quarter and year ended 31 March 2026, have been reviewed by the Audit Committee and upon their recommendation approved by the Board of Directors of the Company at their meeting held on 15 May 2026. The Statutory Auditors of the Company have audited financial statements for the quarter and year ended 31 March 2026 and an unmodified audit report has been issued.
- The above is an extract of the detailed format of standalone and consolidated audited financial results for the quarter and year ended 31 March 2026 filed with the Stock Exchanges under Regulation 33 of the SEBI (Listing Obligations and Disclosure Requirements) Regulations, 2015. The full format of the standalone and consolidated audited financial results for the quarter and year ended 31 March 2026 are available on the Stock Exchanges websites (www.bseindia.com / www.nseindia.com) and Company's website (www.mpslimited.com).


Place: Singapore
Dated: 15 May, 2026

For MPS Limited
Sd/-
Rahul Arora
Chairman and CEO

SCAN THE QR CODE TO VIEW THE AUDITED FINANCIAL RESULTS




FINANCIAL EXPRESS- DELHI EDITION-16 MAY 2026

| MPS MPS LIMITED Registered Office: Block-B6, 3rd Floor, Gateway Office Parks, No. 16, G.S.T Road, Perungalathur, Chennai, Tambaram, Kanchipuram, Tamil Nadu-600063 Corporate Office: A-1, Tower A, 4th Floor, Windsor IT park, Sector 125, Noida, Uttar Pradesh-201 303, CIN: L22122TN1970PLC005795 Tel: +91 120 4599 750, Email: investors@mpslimited.com, Website: www.mpslimited.com | | | | | | |
|---|-----------------------------|-----------------------------|--|---|-----------------------------|--|
| Extract of audited financial results for the quarter and year ended 31 March 2026 <i>INR in lacs, except per equity share data</i> | | | | | | |
| Particulars | Standalone | | | Consolidated | | |
| | Quarter Ended | Year Ended | Corresponding quarter ended in the previous year | Quarter Ended | Year Ended | Corresponding quarter ended in the previous year |
| | 31-March-2026 | 31-March-2026 | 31-March-2025 | 31-March-2026 | 31-March-2026 | 31-March-2025 |
| | (Audited) | (Audited) | (Audited) | (Audited) | (Audited) | (Audited) |
| Total Income from operations | 11,931 | 43,826 | 9,371 | 20,516 | 76,837 | 18,211 |
| Net Profit for the period before tax | 5,567 | 16,894 | 3,624 | 6,491 | 22,929 | 6,190 |
| Net Profit for the period after tax | 4,360 | 12,726 | 2,742 | 4,704 | 17,322 | 4,707 |
| Total Comprehensive Income for the period | 4,634 | 13,126 | 2,735 | 6,714 | 20,313 | 4,527 |
| Equity Share Capital | 1,711 | 1,711 | 1,711 | 1,711 | 1,711 | 1,711 |
| Other Equity | 38,125 | 38,125 | 33,336 | 57,922 | 57,922 | 46,133 |
| | (As on 31st March, 2026) | (As on 31st March, 2026) | (As on 31st March, 2025) | (As on 31st March, 2026) | (As on 31st March, 2026) | (As on 31st March, 2025) |
| Earnings per equity share (not annualised for quarters) (Face value - INR 10 per equity share) | | | | | | |
| Basic (INR) | 25.70 | 75.01 | 16.17 | 27.72 | 102.11 | 27.76 |
| Diluted (INR) | 25.69 | 74.98 | 16.15 | 27.71 | 102.06 | 27.74 |
| Notes : | | | | | | |
| 1. The above standalone and consolidated audited financial results for the quarter and year ended 31 March 2026, have been reviewed by the Audit Committee and upon their recommendation approved by the Board of Directors of the Company at their meeting held on 15 May 2026. The Statutory Auditors of the Company have audited financial statements for the quarter and year ended 31 March 2026 and an unmodified audit report has been issued. | | | | | | |
| 2. The above is an extract of the detailed format of standalone and consolidated audited financial results for the quarter and year ended 31 March 2026 filed with the Stock Exchanges under Regulation 33 of the SEBI (Listing Obligations and Disclosure Requirements) Regulations, 2015. The full format of the standalone and consolidated audited financial results for the quarter and year ended 31 March 2026 are available on the Stock Exchanges websites (www.bseindia.com / www.nseindia.com) and Company's website (www.mpslimited.com). | | | | | | |
| | | | | SCAN THE QR CODE TO VIEW THE AUDITED FINANCIAL RESULTS | | |
| | | | |  | | |
| | | | | For MPS Limited Sol- Rahul Arora Chairman and CEO | | |
| Place: Singapore Dated: 15 May, 2026 | | | | | | |